

**ROBU**⚡**TE**

**NP120-12 12V120Ah**

Sealed Rechargeable Battery

..... Constant Voltage Charge


**Cycle use**  
**14.4-15.0V**

**Standby use**  
**13.5-13.8V**

**Initial current**  
**less than 30A**

Do Not Short Circuit.....

SEALED LEAD BATTERY  
MUST BE RECYCLED OR  
DISPOSED OF PROPERLY



**Pb**

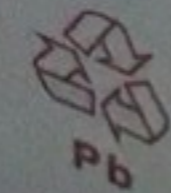



**ROBU**

**NP120-12 12V120Ah**  
Sealed Rechargeable Battery

Constant Voltage Charge  
Cycle use  
14.4-15.0V  
Standby use  
13.5-13.8V  
Initial current  
less than 30A  
Do Not Short Circuit

SEALED LEAD BATTERY  
MUST BE RECYCLED OR  
DISPOSED OF PROPERLY



Pb